


Saldanha Digital Citizen App

App Engagement and Statistics

December 2022 to January 2023



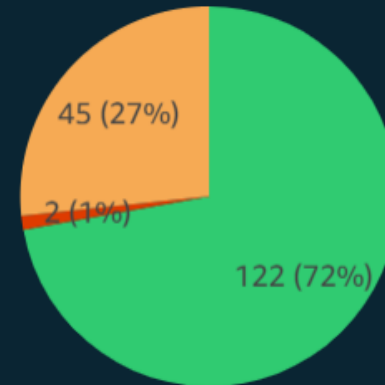
Saldanha Digital Citizen App Onboarding and App Activity

Total App Users



1362

Last Activity



Lastactivity

- 0 - 7 Days
- 30+ Days
- 8 - 30 Days

December

85

January

170



Saldanha Digital Citizen App
Trackable Mobile App Click Analytics

<p>Total Fibre Clicks</p>  <p>1376</p>	<p>December</p> <p>219</p>	<p>January</p> <p>104</p>
<p>Total Jobs Clicks</p>  <p>844</p>	<p>December</p> <p>141</p>	<p>January</p> <p>106</p>



Saldanha Digital Citizen App Fault Reports

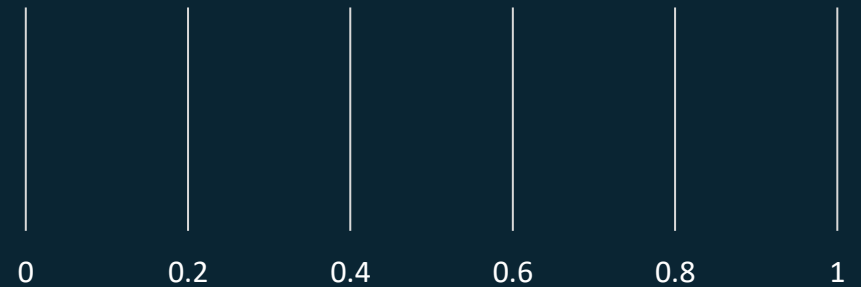
Total Faults Reported



0

Issue by Type

CCS Push Notifications



■ CCS Push Notifications

December

0

January

0



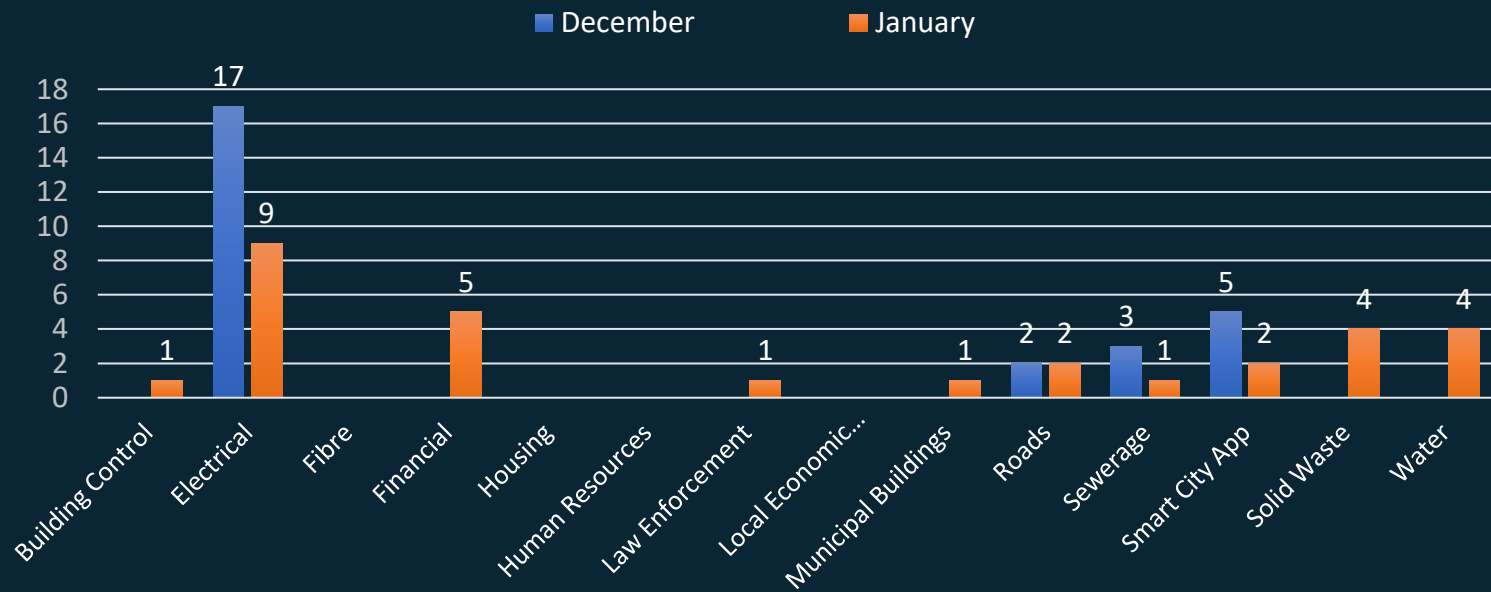
Saldanha Digital Citizen App Help Desk Requests

Total Help Desk
Requests



165

Request by Category



December

27

January

30

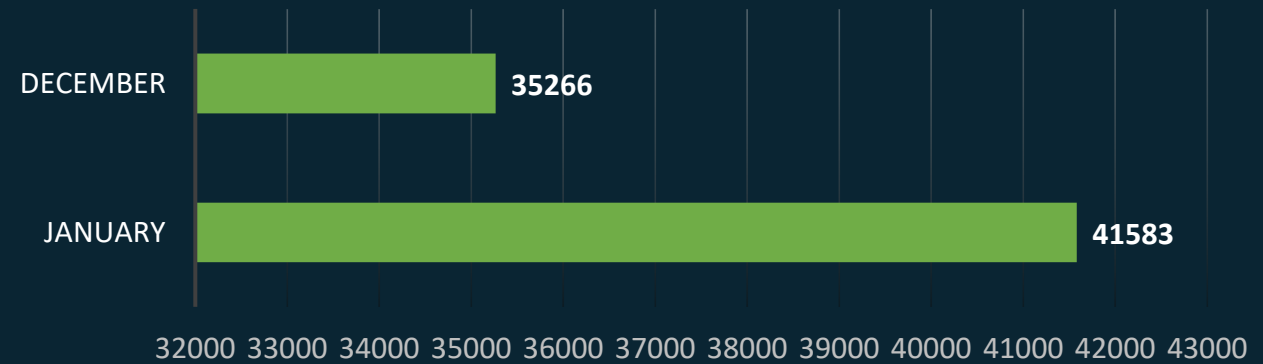


Saldanha Digital Citizen App Communication Sent

Total Messages Sent

 141985

Messages by Month



December

35266

January

41583



Saldanha Digital Citizen App
New Modules & Features





Thank You

www.glovent.net